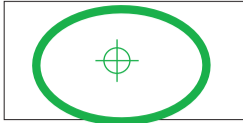
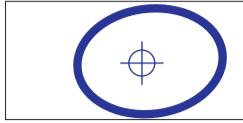



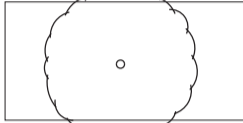




KEY

-  Category A
Trees whose retention is most desirable:
Good condition at least 40 years SULE High category
-  Category B
Trees whose retention is desirable:
Fair condition or immature trees with potential to develop into high category
at least 20 years SULE Moderate category
-  Category C
Trees which could be retained:
Poor condition at least 10 years SULE or immature trees of no particular merit
Low category
-  Category U
Trees unsuitable for retention
Dead, dying or structurally dangerous Fell category
-  T1/G1
Individual tree or group survey reference
-  Existing individual trees and shrubs recorded but not surveyed
-  Trees approved for and recently felled



Revisions		ENVIRONMENTAL CONSULTANTS CHARTERED LANDSCAPE ARCHITECTS 	
Status PLANNING INFORMATION		The Studio, 20 The Grove Newcastle upon Tyne NE3 1NE Tel : 0191 285 5910 Fax : 0191 213 5517 Email : ajtec@ajt.co.uk	
Date 27-01-15	Drawn by BS	Drawing number 735.Figure 2	Client & Project Mr and Mrs P Cronin Sandfield House
Checked by WJT	Scale: 1: 250 at A1	Title TREE SURVEY	
<small>© This drawing and the information depicted on it are the copyright of AJT Environmental Consultants and may not be reproduced or amended except by written consent.</small>			